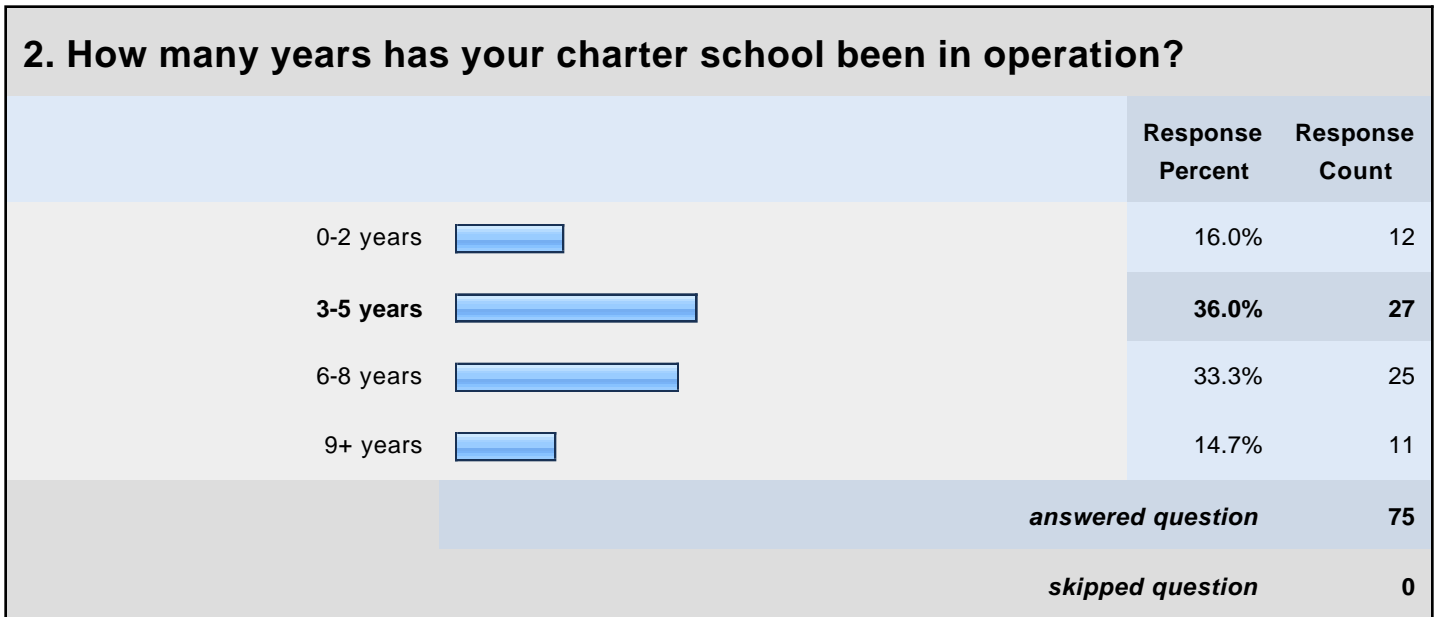
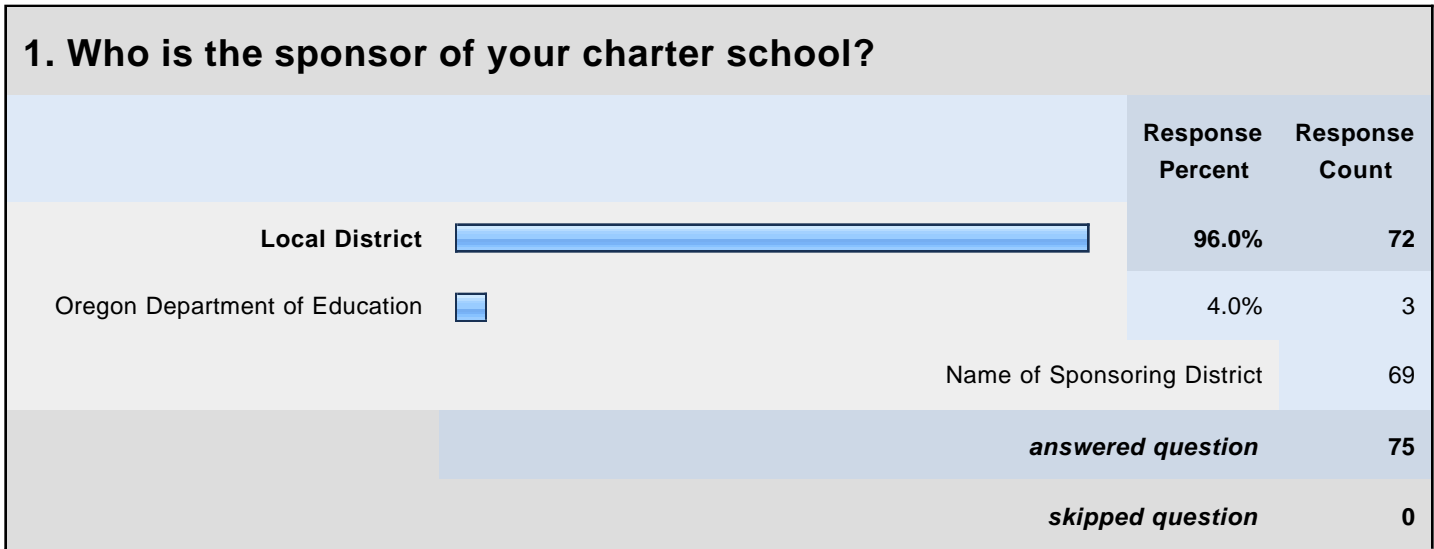











Oregon Charter School Director Survey



3. How many students are currently enrolled?

	Response Percent	Response Count
25-50 students 	8.0%	6
51-100 students 	17.3%	13
101-150 students 	30.7%	23
151-200 students 	18.7%	14
201-250 students 	10.7%	8
251-300 students 	4.0%	3
More than 300 students 	10.7%	8
answered question		75
skipped question		0

4. Is your school designated as Title I?

	Response Percent	Response Count
Yes 	14.7%	11
No 	85.3%	64
answered question		75
skipped question		0





5. What grade level grouping best describes your school?

	Response Percent	Response Count
K-3	1.3%	1
K-5	17.3%	13
K-6	8.0%	6
K-8	22.7%	17
K-12	21.3%	16
6-8	4.0%	3
9-12	21.3%	16
10-12	4.0%	3
Other (please specify)		13
answered question		75
skipped question		0



6. Is your charter school defined as "Virtual"?

	Response Percent	Response Count
Yes	4.0%	3
No	96.0%	72
answered question		75
skipped question		0



7. What is your official title?

	Response Percent	Response Count
Administrator 	36.5%	27
Executive Director 	18.9%	14
CEO	0.0%	0
Principal 	24.3%	18
Director 	20.3%	15
Other (please specify)		18
answered question		74
skipped question		1






8. Do you serve as a voting member of the charter school's board of directors?

	Response Percent	Response Count
Yes 	9.5%	7
No 	90.5%	67
answered question		74
skipped question		1




9. How are you recognized by TSPC?

	Response Percent	Response Count
Registered Administrator 	50.0%	37
Licensed Administrator 	50.0%	37
Other (please specify)		13
answered question		74
skipped question		1






10. What is the highest degree that you hold?

	Response Percent	Response Count
High School Diploma 	6.8%	5
Associate's Degree 	1.4%	1
Bachelor's Degree 	23.0%	17
Masters's Degree 	66.2%	49
Doctorate Degree 	2.7%	2
Other (please specify)		6
answered question		74
skipped question		1







11. What area of discipline is your degree?

	Response Percent	Response Count
Elementary Education 	16.2%	12
Secondary Education 	20.3%	15
School Administration 	37.8%	28
Business 	25.7%	19
Other (please specify)		25
answered question		74
skipped question		1

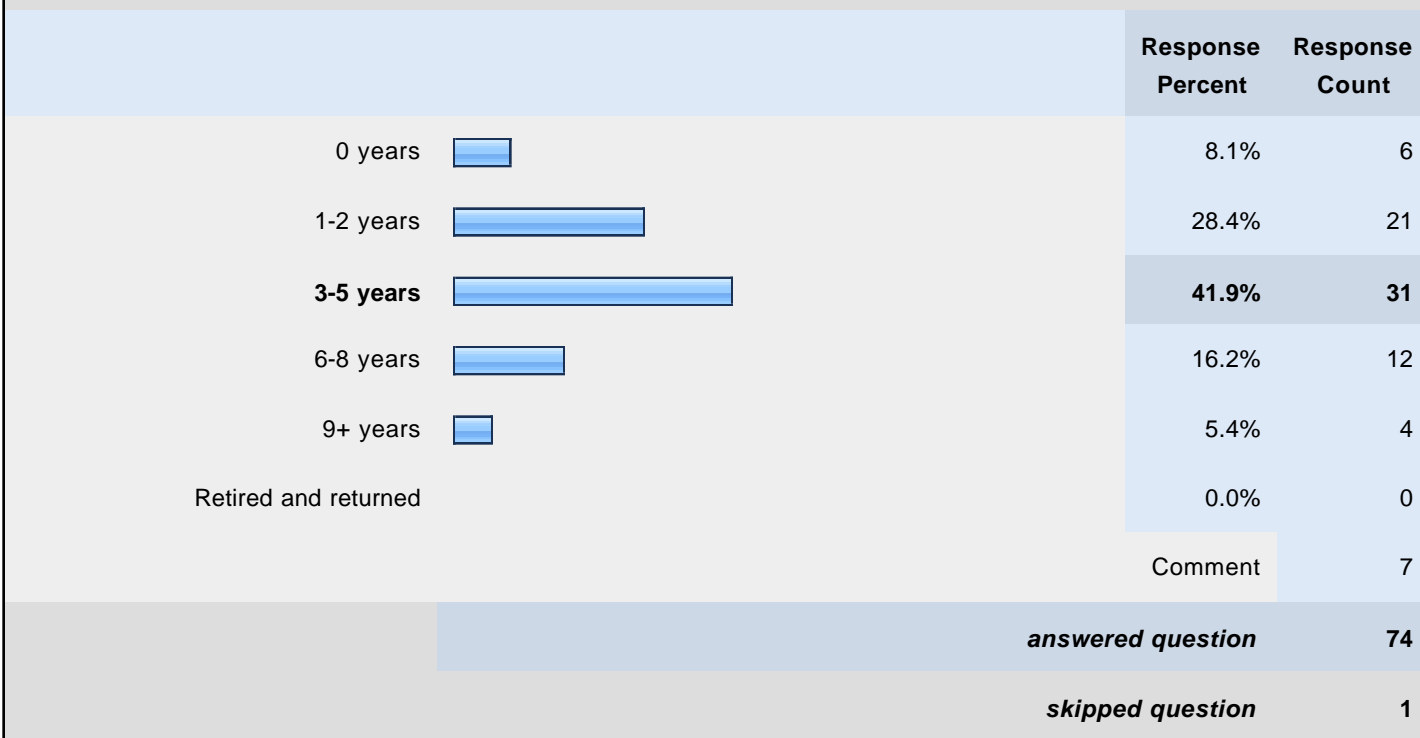
12. How many years have you taught as a classroom teacher?

	Response Percent	Response Count
0 years 	24.3%	18
1-2 years 	1.4%	1
3-5 years 	9.5%	7
6-8 years 	13.5%	10
9+ years 	51.4%	38
Comment		5
answered question		74
skipped question		1

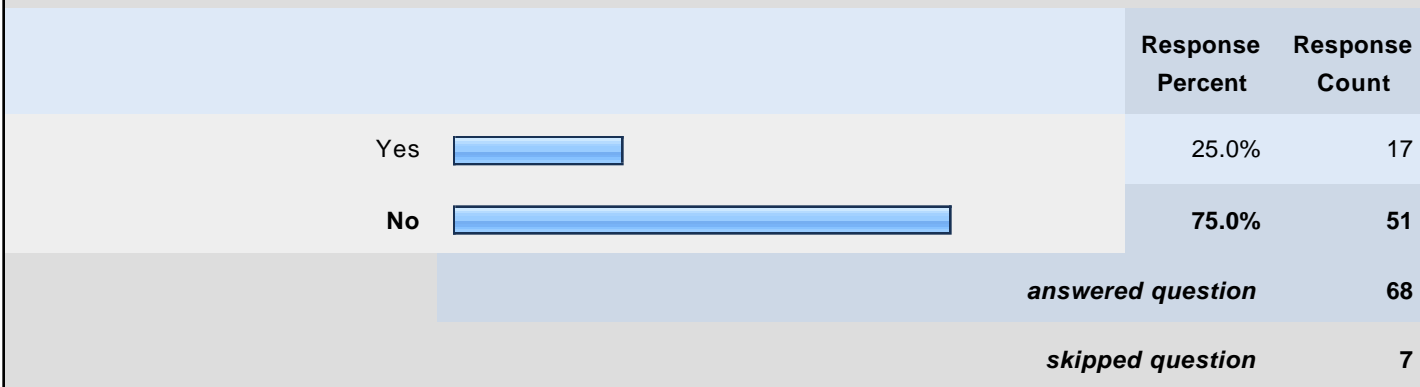
13. How many years have you served as a school administrator?

	Response Percent	Response Count
0 years 	8.1%	6
1-2 years 	9.5%	7
3-5 years 	33.8%	25
6-8 years 	14.9%	11
9+ years 	25.7%	19
Retired and returned 	8.1%	6
Comment		5
answered question		74
skipped question		1

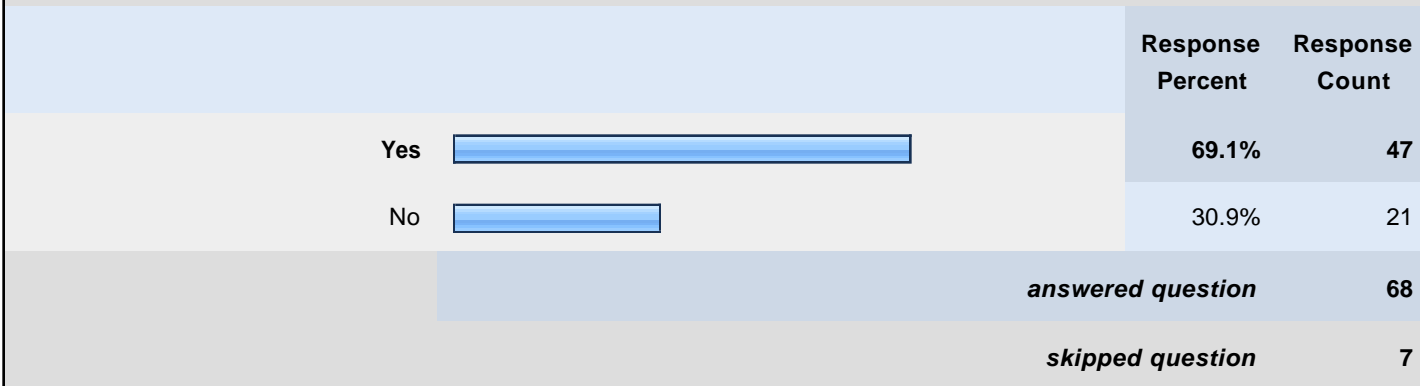
14. How many years have you served as this charter school's administrator?



15. Does your charter school follow the district's master contract (union)?



16. Do teachers have an employee contract with the charter school?













17. If yes, what is the longest length of contract that you have?

	Response Percent	Response Count
1 year	82.4%	56
2 year	5.9%	4
3 year	11.8%	8
Other (please specify)		15
answered question		68
skipped question		7


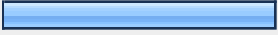

18. As a charter school administrator, please check of all your job duties.

	Response Percent	Response Count
Hiring/Dismissal	86.9%	53
Admissions	60.7%	37
Student Data Entry	39.3%	24
ODE Consolidated Collections	47.5%	29
Business Operations	70.5%	43
Janitorial	19.7%	12
Teacher	42.6%	26
Payroll	32.8%	20
Accounts Pay/receivable	32.8%	20
Student Discipline	78.7%	48
answered question		61
skipped question		14

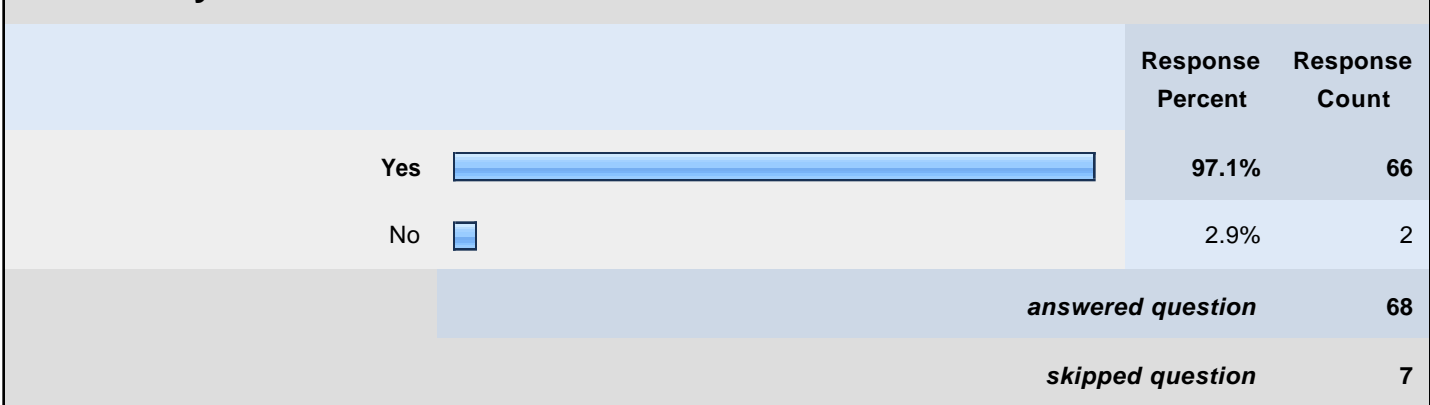
19. How many full-time licensed teachers do you employ?

	Response Percent	Response Count
1 	2.9%	2
2 	2.9%	2
3 	11.8%	8
4 	10.3%	7
5 	7.4%	5
6 	13.2%	9
7 	5.9%	4
8 	10.3%	7
9 	2.9%	2
10+ 	32.4%	22
<i>answered question</i>		68
<i>skipped question</i>		7

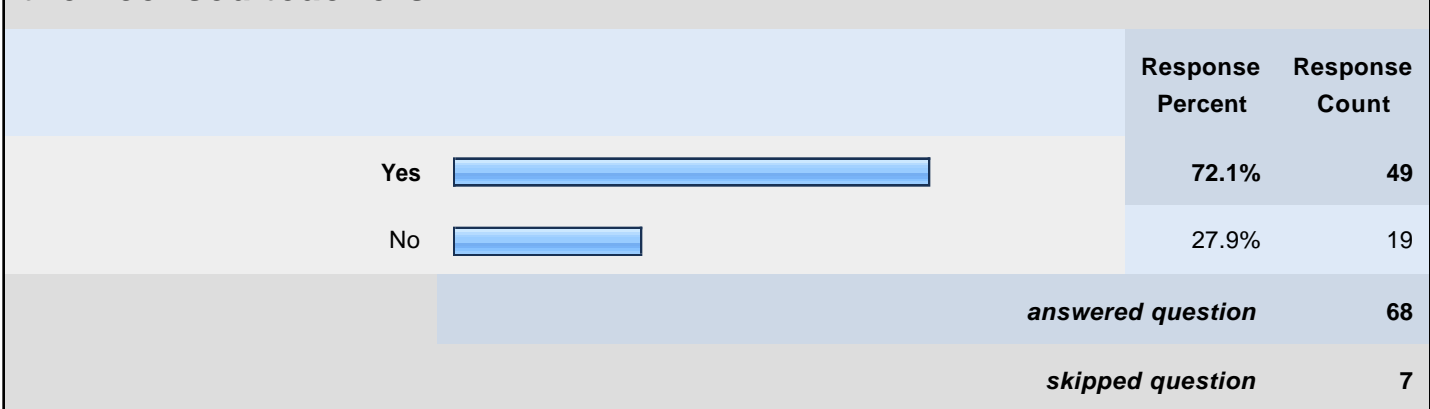
20. Does your charter school pay the 6% PERS pick up on your full-time licensed employees?

	Response Percent	Response Count
Yes 	57.4%	39
No 	41.2%	28
Don't Know 	1.5%	1
<i>answered question</i>		68
<i>skipped question</i>		7

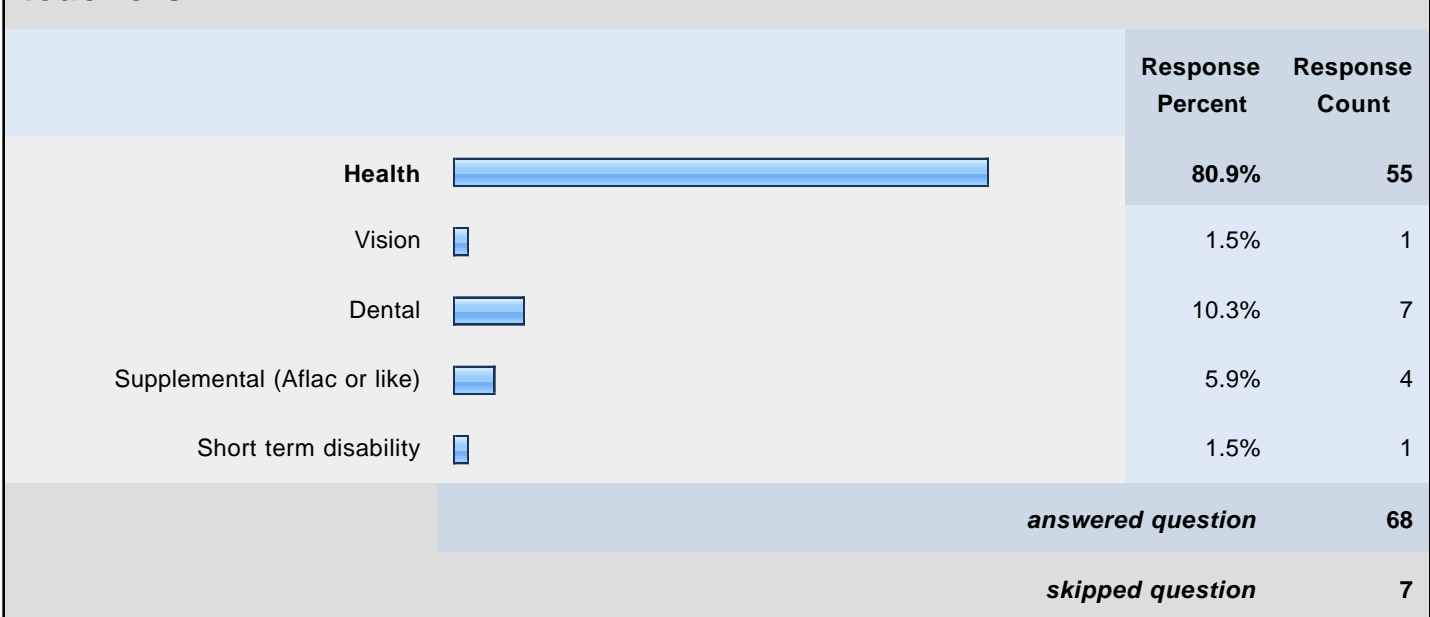
21. Does your charter school offer health benefits for licensed teachers?



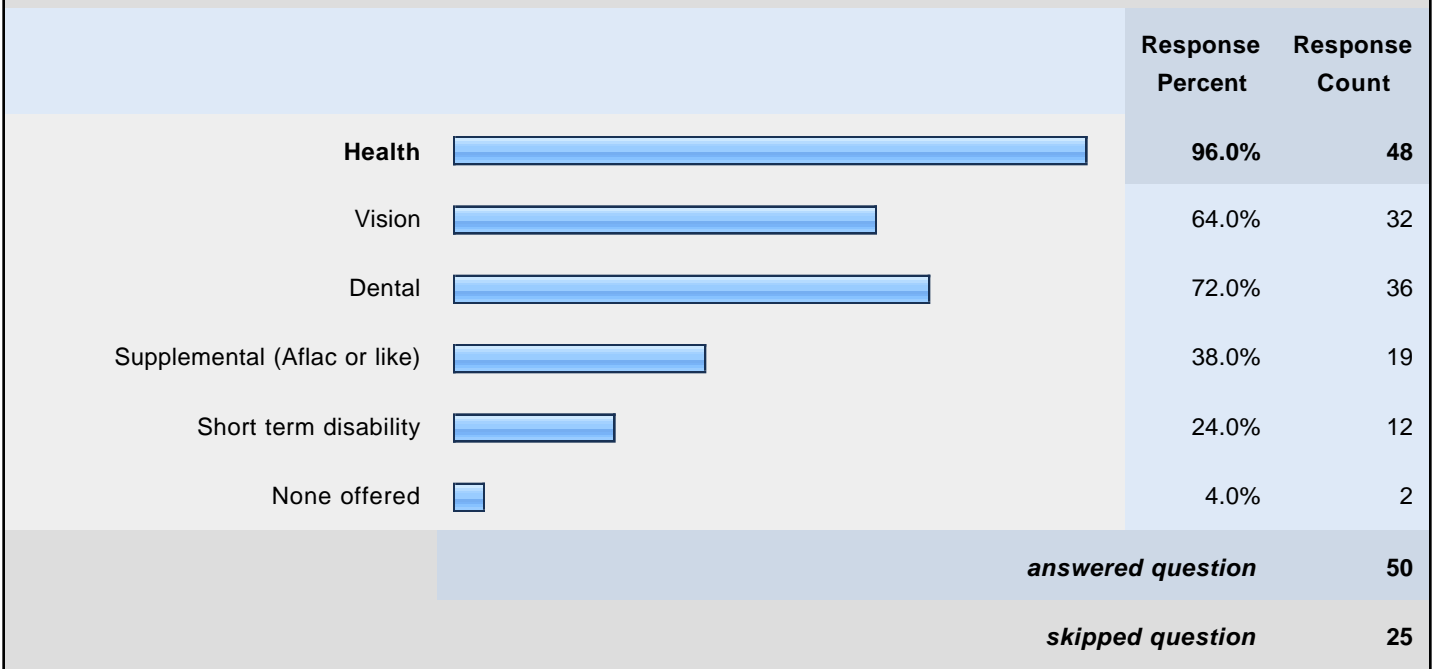
22. Does your charter school offer health benefits for family members of the licensed teachers?



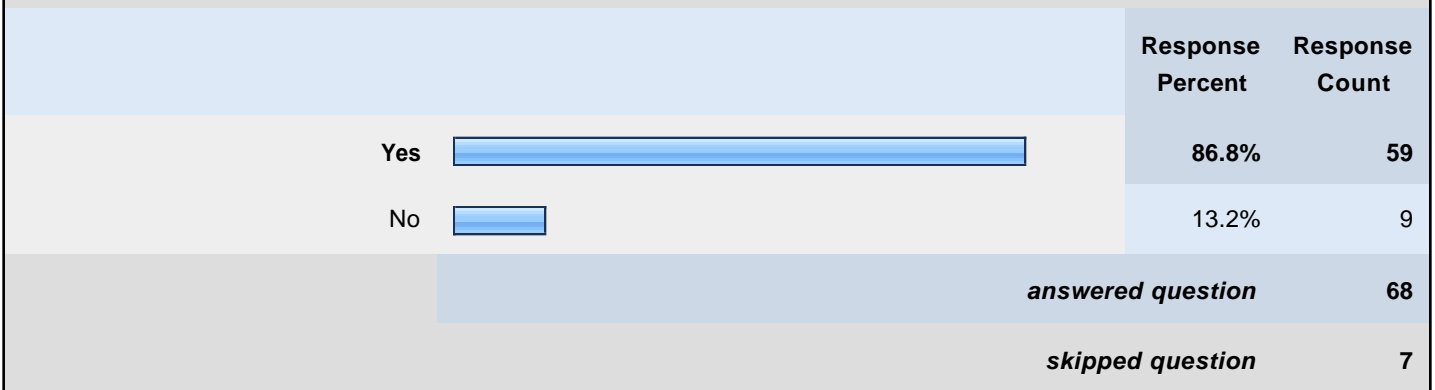
23. What types of insurance does your charter school offer for licensed teachers?




24. What types of insurance does your charter school offer for licensed teachers?



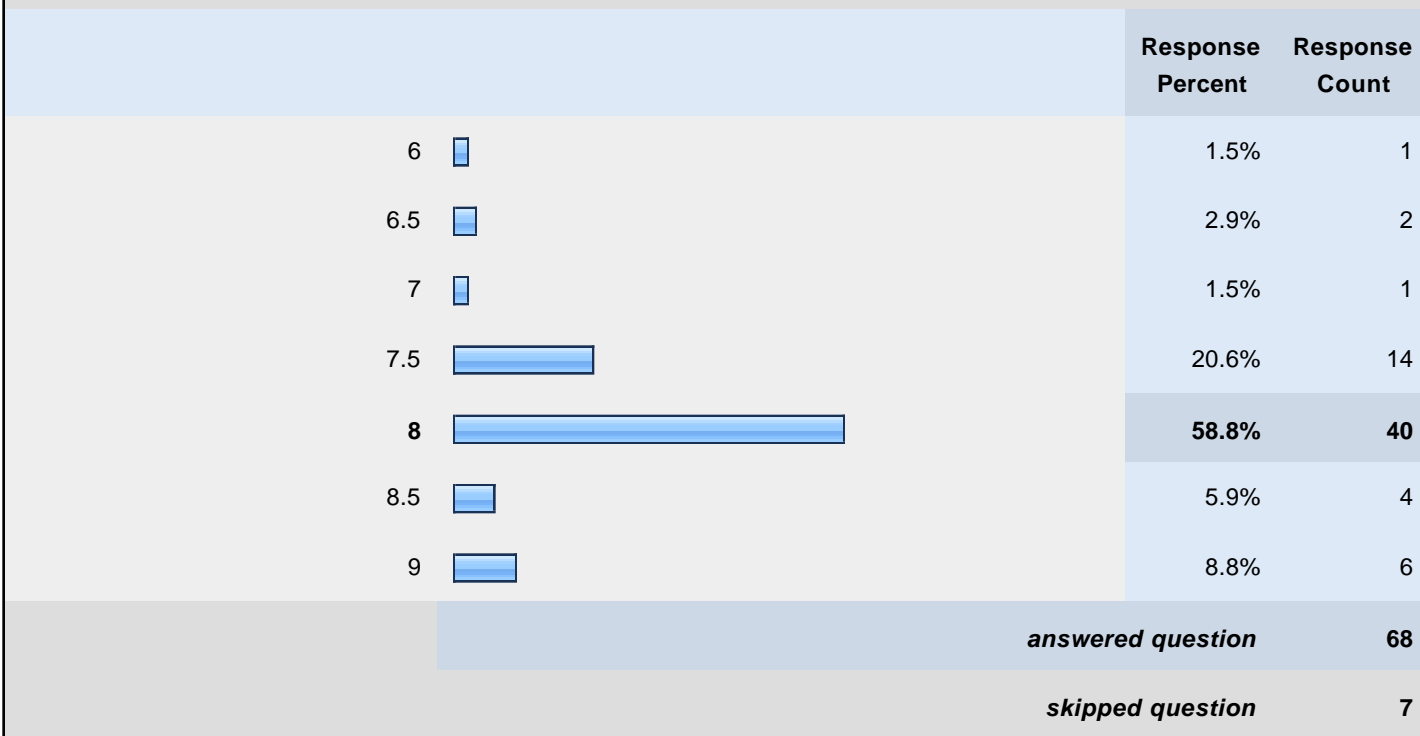
25. Does your charter school offer insurance for non-licensed staff?



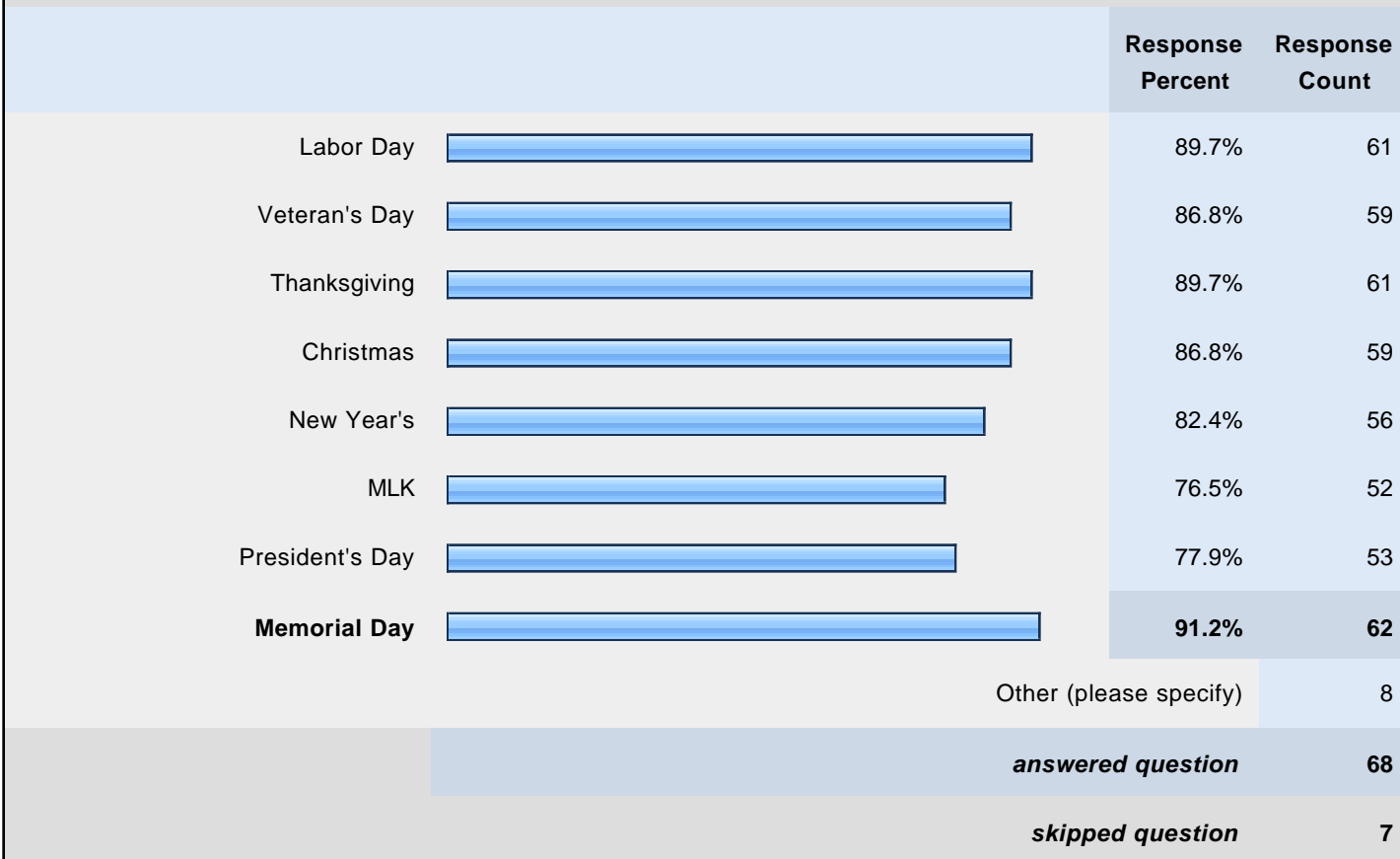
26. Does your school participate in the Oregon Educators Benefit Board (OEBB) for health insurance?





27. How many hours per day are your full-time teachers expected to work?





28. What paid holidays do your full-time teachers receive?









29. Does your charter school have a salary schedule that includes a matrix of experience and education level and is used to determine full-time teachers' annual salaries?

	Response Percent	Response Count
Yes 	61.8%	42
No 	38.2%	26
answered question		68
skipped question		7



30. Are you concerned with teacher turn-over in your school?

	Response Percent	Response Count
Yes 	27.9%	19
No 	72.1%	49
answered question		68
skipped question		7

31. How often do you provide professional development for your staff?

	Response Percent	Response Count
weekly 	11.8%	8
bimonthly 	16.2%	11
monthly 	29.4%	20
quarterly 	30.9%	21
twice yearly 	7.4%	5
annually 	4.4%	3
answered question		68
skipped question		7

32. Does your school provide any funding for continuing education?

	Response Percent	Response Count
Yes 	67.6%	46
No 	32.4%	22
	<i>answered question</i>	68
	<i>skipped question</i>	7